

1

2

3

4

Chg.	Description	Date	Approved
01	RELEASE	06/14	
02	NOTE CAHNGE	6/14	

A

A

B

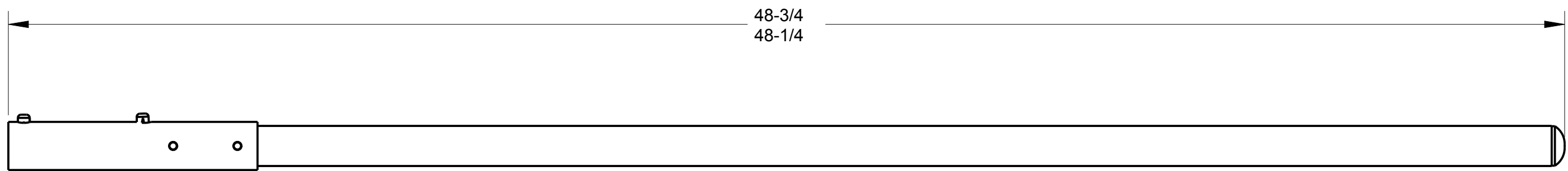
B

C

C

D

D



NOTICE
 This document and the information hereon are confidential and are the EXCLUSIVE PROPERTY of Akron Brass Co., Wooster, Ohio and shall not be REPRODUCED or USED without the prior written consent of Akron Brass Co.

Drawing Notes:
 Geometric Tolerances based on ASME Y14.5
 ALL of the following notes apply unless otherwise specified:

1. DO NOT SCALE DRAWING
2. ALL dimensions are in inches.
3. Tol on all fractions +/- 1/64
4. Tol on 3 place decimals +/- .005
5. Tol on 2 place decimals +/- .02
6. Tol on all angles +/- 1/2°
7. ALL inside corners to have .005-.035 fillets.
8. ALL outside corners to have .005-.015 chamfer or radius.
9. ALL machine surfaces to have 125 finish.
10. ALL castings to have 250 finish.

Material:

Finish:

Specifications:



A PREMIER FARNELL COMPANY
 WOOSTER, OHIO 44691
 (330) 264-5678

Title:
 AP-4-BG DIMENSIONS

Product(s):

Style(s):

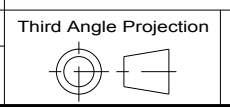
Design By:
 Drawn By: CAF
 Apprv'd By:

Drawing No:
AP-4-BG

Weight (LBS) 0.000

Area (SQ.FT.)

Scale: 0.300 Sheet(s): 1 of 2



Government I.D. No.:
00912

Part Number(s):

Description(s):

1

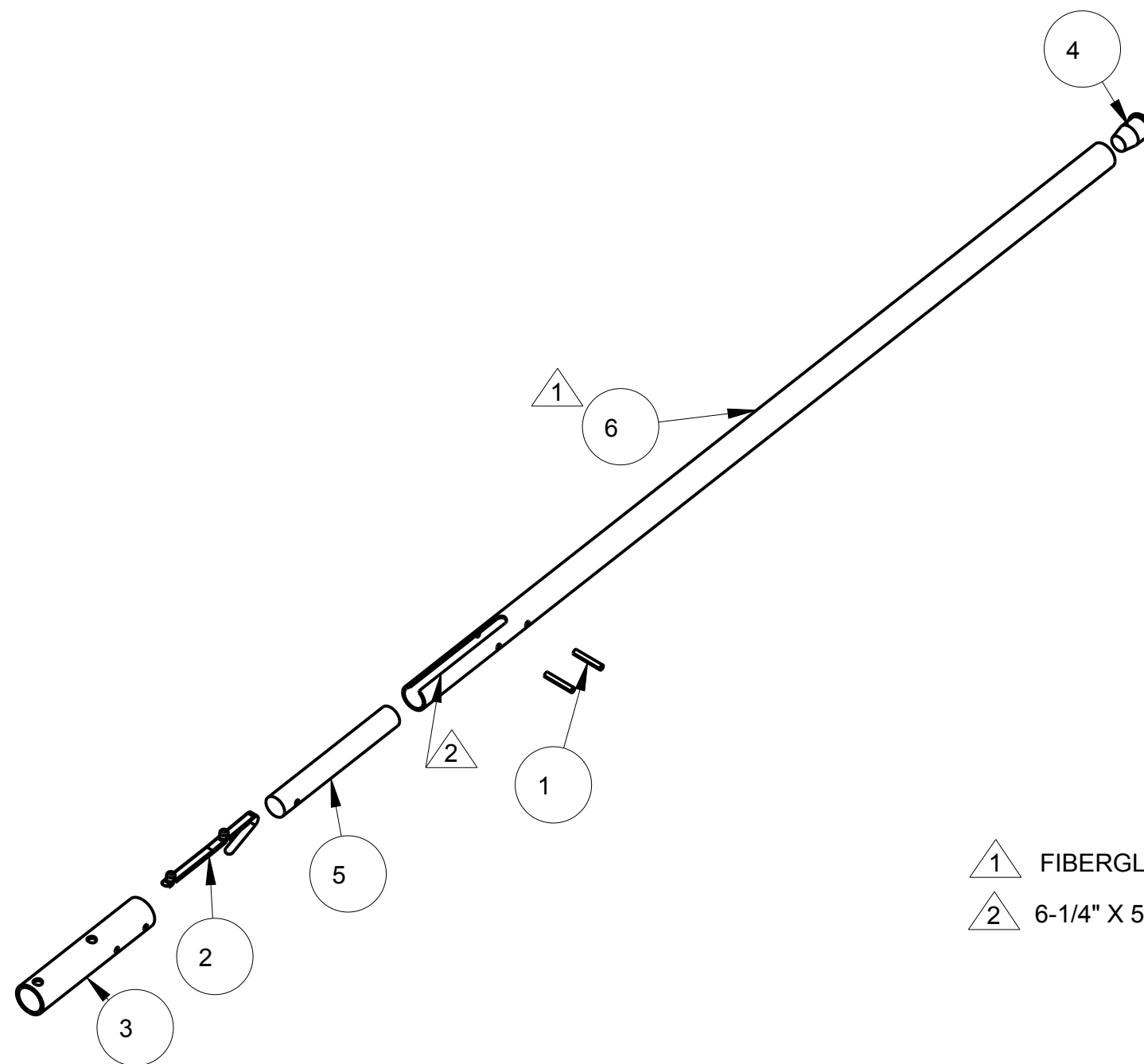
2

3

4

FIND	P/N	QTY
1	604-RP	2
2	613-SB	1
3	618-MS	1
4	671-RB	1
5	673-RR	1
6	674-RR_	1

Chg.	Description	Date	Approved
01	RELEASE	06/14	
02	NOTE CAHNGE	6/14	



- 1 FIBERGLASS POLE IS 48" LONG
- 2 6-1/4" X 5/8" SLOT CUT INTO THE FIBERGLASS POLE

NOTICE
 This document and the information hereon are confidential and are the EXCLUSIVE PROPERTY of Akron Brass Co., Wooster, Ohio and shall not be REPRODUCED or USED without the prior written consent of Akron Brass Co.

Drawing Notes:
 Geometric Tolerances based on ASME Y14.5
 ALL of the following notes apply unless otherwise specified:

- DO NOT SCALE DRAWING
- ALL dimensions are in inches.
- Tol on all fractions +/- 1/64
- Tol on 3 place decimals +/- .005
- Tol on 2 place decimals +/- .02
- Tol on all angles +/- 1/2°
- ALL inside corners to have .005-.035 fillets.
- ALL outside corners to have .005-.015 chamfer or radius.
- ALL machine surfaces to have 125 finish.
- ALL castings to have 250 finish.

Material:

 Finish:

 Specifications:



Title:
AP-4-BG DIMENSIONS
 Product(s):
 Style(s):

Design By:	
Drawn By:	CAF
Apprv'd By:	
Drawing No:	AP-4-BG
Weight (LBS)	0.000
Area (SQ.FT.)	
Scale:	0.300
Sheet(s):	2 of 2

Third Angle Projection

 Government I.D. No.:
00912

Part Number(s):	Description(s):