

RiotFox Order Form



Select Voltage:

Select One

<input type="checkbox"/>	12 Volt
<input type="checkbox"/>	24 Volt

Select Inlet:

Select One

<input type="checkbox"/>	2" NPT (standard) Optional Quick Disconnect?	Yes	No
<input type="checkbox"/>	2.5"NPT (required for flows over 350gpm, 1330lpm)		
<input type="checkbox"/>	1.5" flange		
<input type="checkbox"/>	3" flange (required for use with 3406 electric riser)		

Select Outlet:

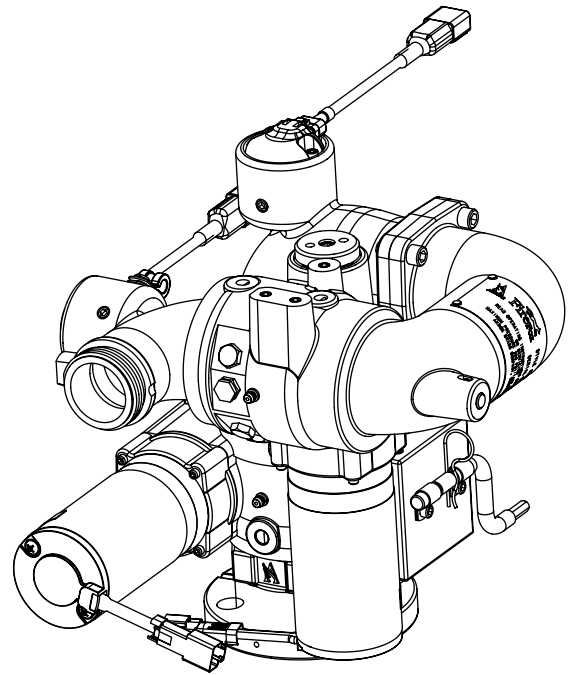
Select One

<input type="checkbox"/>	1.5" NH (standard)
<input type="checkbox"/>	2.5" NH (optional)

Select Paint:

Select One

<input type="checkbox"/>	Black (standard)
<input type="checkbox"/>	Red (optional)
<input type="checkbox"/>	Blue (optional)
<input type="checkbox"/>	White (optional)
<input type="checkbox"/>	Lime Yellow (optional)
<input type="checkbox"/>	Silver (optional)
<input type="checkbox"/>	No Paint



Select Nozzles: (specify thread if other than NH)

Select One

<input type="checkbox"/>	No Nozzle
<input type="checkbox"/>	3293 Low Flow Adjustable Fog Nozzle 30-125gpm (115-475lpm)
<input type="checkbox"/>	3293 Medium Flow Adjustable Fog Nozzle 125-350gpm (475-1330lpm)
<input type="checkbox"/>	3293 High Flow Adjustable Fog Nozzle 350-500gpm (1330-1900lpm)
<input type="checkbox"/>	3293 High Flow Adjustable Fog Nozzle 130-526gpm (500-2000lpm)
<input type="checkbox"/>	3293 Fixed flow fog nozzle: Specify Flow _____ Specify Pressure _____ Note: Custom fixed flow fog nozzles must be approved by engineering
<input type="checkbox"/>	3623 263-526gpm (1000-2000lpm) Master Stream Foam Tube
<input type="checkbox"/>	1420 1.5" Triple Stack Tip Set (requires 3485 mini shaper)
<input type="checkbox"/>	2420 2.5" Triple Stack Tip Set (requires 3485 mini shaper)
<input type="checkbox"/>	1417 1.5" Single Tip, Specify bore size _____ (requires 3485 mini shaper)
<input type="checkbox"/>	1499 1.5" Single Tip, Specify bore size _____ (requires 3485 mini shaper)
<input type="checkbox"/>	3485 1.5" x 1.5" mini shaper, 4" long
<input type="checkbox"/>	3485 2.5" x 2.5" mini shaper, 4" long

RiotFox Order Form









Select Nozzle Options:

Select One

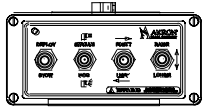


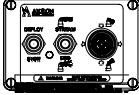
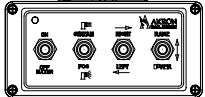
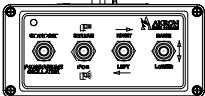
	Flat Disperse Pattern (For fog nozzles only)
--	----------------------------------------------

Select Control Options:

Select Any




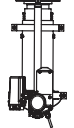
60350018		Pulse/Stream Joystick (Requires Pulse/Stream Valve)	
60350009		Standard CAN Proportional Joystick	
60350012		ARFF CAN Joystick (Provides Stow/Deploy, Oscillation, High/Low Flow, and Dry Chemical)	
60412002		CAN Tether with Mini Joystick Stow/Deploy, Osc, Fog/Stream, & Valve with Panel Connector	
60470002 60370008		Handheld Wireless Controller Left/Right, Up/Down, Fog/Stream, Stow/Deploy, Oscillate & Valve Wireless Receiver	
60470010		Wireless Controller Battery Charger	

Select Any

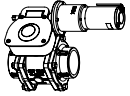
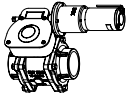
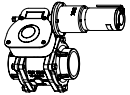
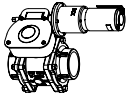


60410008		CAN 4 Toggle Stow/Deploy, Up/Down, Right/Left, & Fog/Stream	
60410023		CAN 3 Toggle Up/Down, Right/Left, & Fog/Stream	
60411000		CAN 3 Toggle Stow/Deploy, Fog/Stream, Osc, & Mini Joystick (lft/rt/up/down)	
60411003		CAN 2 Toggle Stow/Deploy, Fog/Stream, & Mini Joystick (lft/rt/up/down)	
60410029		CAN 4 Toggle Water On/Off, Up/Down, Right/Left, & Fog/Stream	
60410034		CAN 4 Toggle Oscillation, Up/Down, Right/Left, & Fog/Stream	

Select Options:

Select Any

Positon Feedback		Enables remote position indication	-
60360002		Positon indicator; Portrait CAN Position Indicator. Displays monitor position in vehicle cab.	
60360003		Positon indicator; Landscape CAN Position Indicator. Displays monitor position in vehicle cab.	
60410035		"OEM Interface Module Enable use of standard switch inputs"	
3406		Electric Riser. Provides 12" of vertical extension to the monitor. Extend/Retract sequence automatically integrated to Stow/Deploy sequence of the monitor.	

Select Any

86200001 721359		12V, 2" Valve from 15-350GPM	
86201096 721359		24V, 2" Valve from 15-350GPM	
86250363 721359		12V, 2 1/2" Valve from 350-500GPM	
86251486 721359		24V, 2 1/2" Valve from 350-500GPM	
86203004		12V, 2" Pulse/Stream Valve	
86203003		24V, 2" Pulse/Stream Valve	

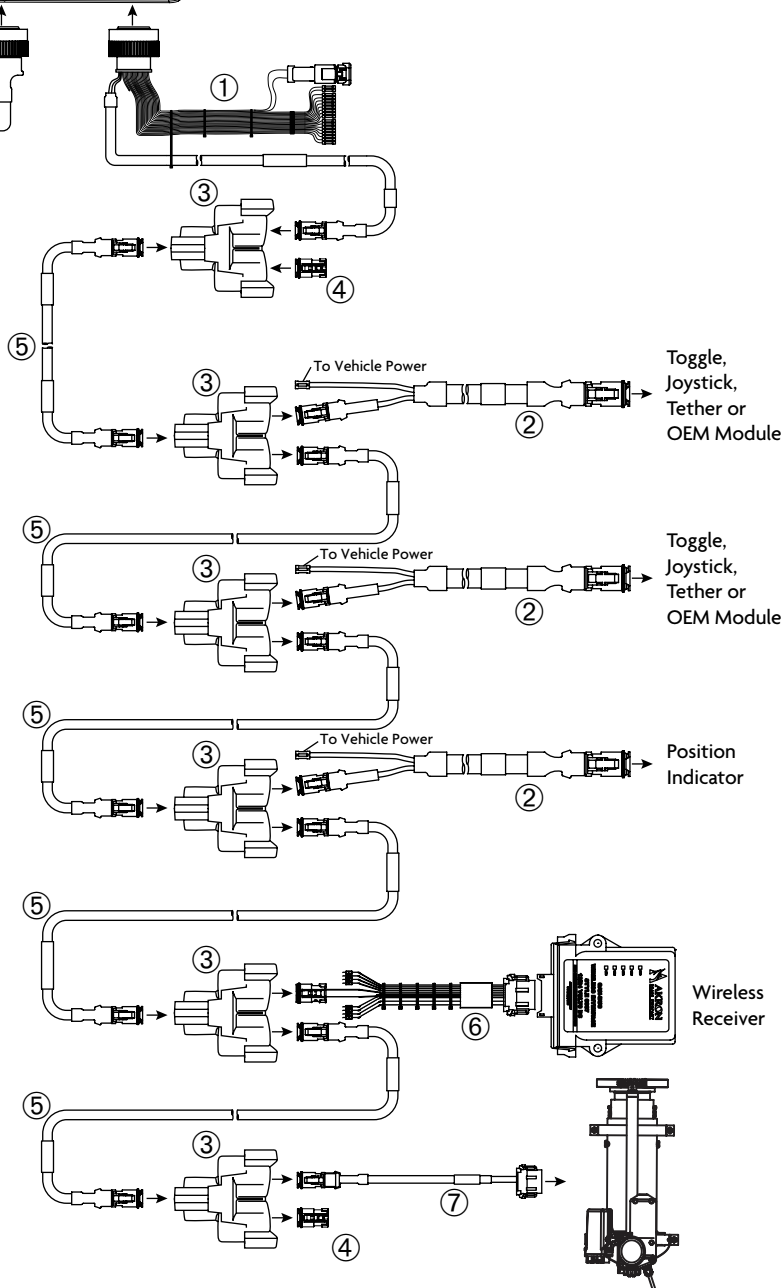
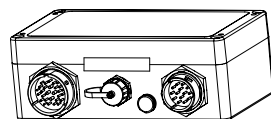
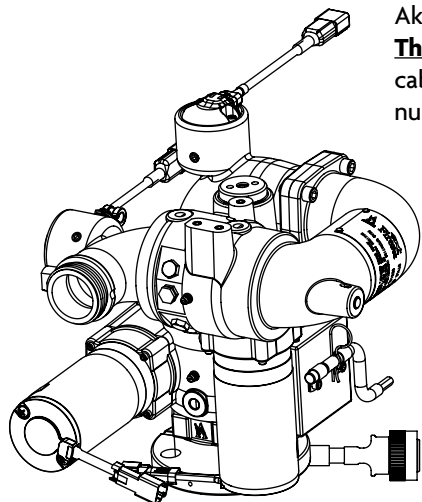
Send PO & completed order guide to akroncare@idexcorp.com or call 800.228.1161

RiotFox Order Form



Cable Assemblies:

Akron Brass offers pre-engineered cable assemblies to quicken the installation process. **These are optional items.** Refer to the example system diagram below to identify which cable assemblies you require, then indicate the quantity next to the corresponding part number in the list below.



CAN Network Wiring Assemblies

Quantity	Part #	Description
①	721582	U2, J1 interface harness. Provides connection between U2 and CAN network and leads for optional inputs and outputs. One needed per system. 3ft. (1m)
②	721579	CAN device stub harness with power and ground leads 3ft. (1m)
③	758306	CAN network Tee. Provides connection between device stubs and network extension cables. (1 per device including logic box)
④	742205	CAN network terminator plugs. Two required per system (one at each end of network).
⑤	Part #	CAN network extension cables used between device tees
	721572	3ft. (1m)
	721573	5ft. (1.5m)
	721574	10ft. (3m)
	721570	20ft. (6m)
	721575	40ft. (12m)
⑥	721580	CAN Wireless module stub harness, one per module.
⑦	721594	Electric Riser controller stub harness
⑧	721592	Optional monitor harness extension. Maximum two per system 8ft. (2.5m) each, for total length of 24ft. (7.5m)

Send PO & completed order guide to akroncare@idexcorp.com or call 800.228.1161